
















Standard Hand Signals

FOR CONTROLLING MOBILE CRANE OPERATIONS

| | | | |
|--|--|--|---|
|  <p>HOIST With forearm vertical, forefinger pointing up, move hand in small horizontal circles.</p> |  <p>LOWER With arm extended downward, forefinger pointing down, move hand in small horizontal circles.</p> |  <p>USE MAIN HOIST Tap fist on head; then use regular signals.</p> |  <p>USE WHIPLINE (Auxiliary Hoist) Tap elbow with one hand; then use regular signals.</p> |
|  <p>BOOM UP Arm extended, fingers closed, thumb pointing upward.</p> |  <p>BOOM DOWN Arm extended, fingers closed, thumb pointing downward.</p> |  <p>MOVE SLOWLY Use one hand to give any motion signal and place other hand motionless in front of hand giving the motion signal. (Hoist slowly shown in example.)</p> |  <p>RAISE THE BOOM AND LOWER THE LOAD With arm extended, thumb pointing up, flex fingers in and out as long as load movement is desired.</p> |
|  <p>LOWER THE BOOM AND RAISE THE LOAD With arm extended, thumb pointing down, flex fingers in and out as long as load movement is desired.</p> |  <p>SWING Arm extended, point with finger in direction of swing of boom.</p> |  <p>STOP Arm extended, palm down, move arm back and forth horizontally.</p> |  <p>EMERGENCY STOP Both arms extended, palms down, move arms back and forth horizontally.</p> |



TRAVEL

Arm extended forward, hand open and slightly raised, make pushing motion in direction of travel.



DOG EVERYTHING

Clasp hands in front of body.



TRAVEL (BOTH TRACKS)

Use both fists in front of body, making a circular motion about each other, indicating direction of travel, forward or backward. (For land crane only)



TRAVEL (ONE TRACK)

Lock the track on side indicated by raised fist. Travel opposite track in direction indicated by circular motion of other fist, rotated vertically in front of body (For land cranes only).




**TELESCOPE OUT
(TELESCOPING BOOMS)**

Both fists in front of body with thumbs pointing outward.




**TELESCOPE IN
(TELESCOPING BOOMS)**

Both fists in front of body with thumbs pointing toward each other.



**TELESCOPE OUT
(TELESCOPING BOOM)**

One hand signal. One fist in front of chest with thumb tapping chest.



**TELESCOPE IN
(TELESCOPING BOOM)**

One hand signal. One fist in front of chest, thumb pointing outward and heel of fist tapping chest.